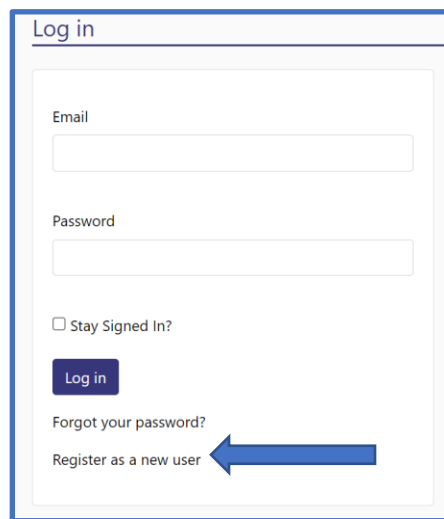


Applicant Portal – How to Register

Medina Metropolitan Housing Authority is now offering a new Applicant Portal, which will allow applicants to apply to the Authority's waiting lists online, change their contact information, view and update their waiting list applications, look up their status and position on various waiting lists, contact Housing Authority caseworkers, update their notification preferences, and communicate with the Housing Authority by sending and receiving documents through the Secure Document Exchange. Please remember that you are responsible to keep your contact information current.

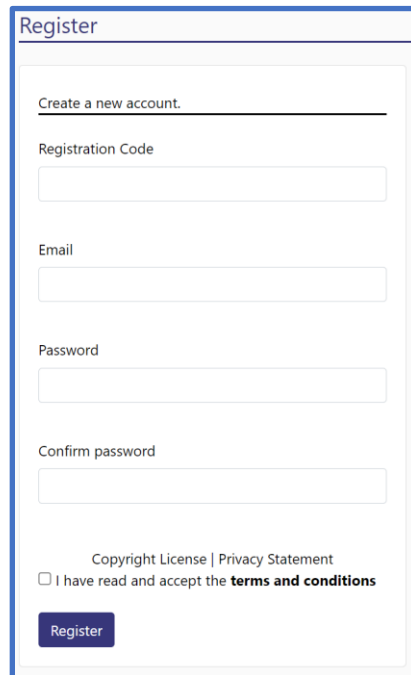
Before you can use any of these new features, you must register on the website by applying to a waiting list online or if you are already an active applicant on the Housing Authority's waiting list, you may register for the Applicant Portal by visiting our website and entering the six-character code from the registration email you have received. If you did not provide your email address at the time of application, please request your code by emailing our office at mmha@mmha.org.

On the Log In page click the link to **Register as a new user**.



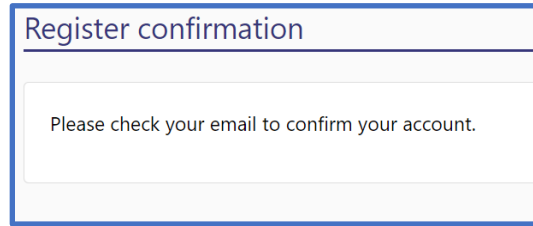
The screenshot shows the 'Log in' page. It features a title 'Log in' at the top left. Below the title are two input fields: 'Email' and 'Password'. Underneath these fields is a checkbox labeled 'Stay Signed In?'. A blue 'Log in' button is positioned below the checkbox. At the bottom of the form area, there are two links: 'Forgot your password?' and 'Register as a new user'. A blue arrow points from the right towards the 'Register as a new user' link.

Complete the **Register** page as shown below.

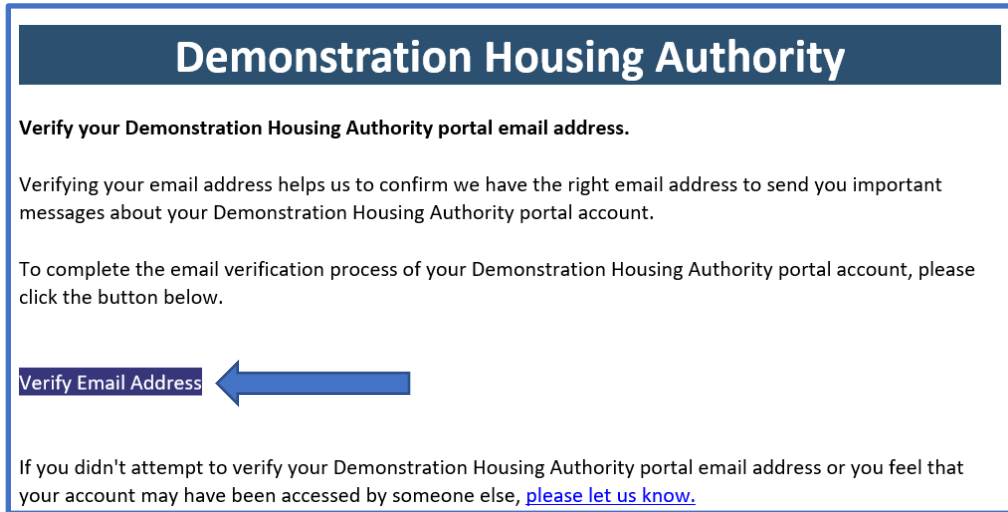


The screenshot shows the 'Register' page. It features a title 'Register' at the top left. Below the title is a section titled 'Create a new account.' followed by a horizontal line. Underneath are four input fields: 'Registration Code', 'Email', 'Password', and 'Confirm password'. At the bottom of the form area, there is a link for 'Copyright License | Privacy Statement' and a checkbox labeled 'I have read and accept the terms and conditions'. A blue 'Register' button is located at the bottom left of the form area.

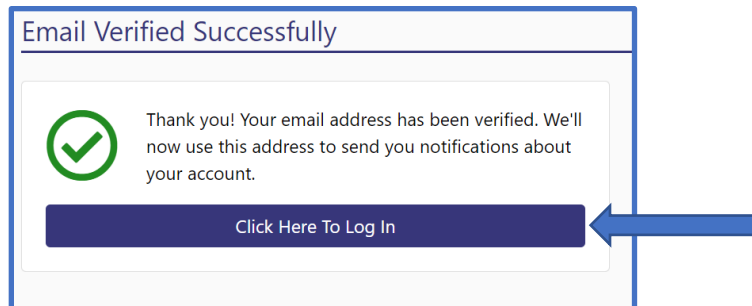
After you have completed the **Register** page you will see the following screen.



You will also receive an email asking you to verify the email address you registered with. Click the Verify Email Address link to verify your email address.



After your email address is verified, this message is displayed:



Click the button above to login. Two factor authentication is being used to secure the portal accounts. After logging in the first time on a device you will receive an email with a numeric six-digit Authentication Code. Enter the Authentication Code in the box shown below and click Log In.

Two-factor authentication

Authenticator code

Remember this machine

Log in



Congratulations! Your account is now setup and active.